

NATIONAL INSTITUTE FOR FUSION SCIENCE

Maximum-J Capability in a Quasi-Axisymmetric Stellarator

M. Yokoyama, K. Itoh, S. Okamura, K. Matsuoka and S. -I. Itoh

(Received - Apr. 13, 2001)

NIFS-697

May 2001

This report was prepared as a preprint of work performed as a collaboration research of the National Institute for Fusion Science (NIFS) of Japan. This document is intended for information only and for future publication in a journal after some rearrangements of its contents.

Inquiries about copyright and reproduction should be addressed to the Research Information Center, National Institute for Fusion Science, Oroshi-cho, Toki-shi, Gifu-ken 509-02 Japan.

RESEARCH REPORT
NIFS Series

TOKI, JAPAN

Maximum- J Capability in a Quasi-Axisymmetric Stellarator

M. YOKOYAMA, K. ITOH, S. OKAMURA, K. MATSUOKA, S. -I. ITOH¹

National Institute for Fusion Science, Toki 509-5292, Japan

¹*Research Institute for Applied Mechanics, Kyushu University, Kasuga 816-8580, Japan*

Maximum- J (J is the second adiabatic invariant) capability, i.e., the radial derivative of J has the same sign as that of pressure, is investigated in a quasi-axisymmetric (QA) stellarator to investigate improved confinement. Due to the existence of non-axisymmetry of the magnetic field strength, a local maximum of J is created to cause the drift reversal. External controllability of Maximum- J condition is also demonstrated, by which impact of magnetic configuration on turbulent transport can be studied.

KEYWORDS: QA stellarator, Maximum- J criterion, non-axisymmetry of the magnetic field strength, external controllability

Improved plasma confinement has been realized in toroidal plasmas with the transport barrier formation.¹⁻⁵⁾ The sharp gradient of plasma parameters is realized at the location of barrier, which is associated with the suppression of turbulent transport. The transport barrier formation in toroidal plasmas has been one of the most interesting and attractive subjects not only in plasma physics, but also in modern physics, i.e., the structural formation.⁶⁾

The turbulent fluctuation suppression in these improved modes has been considered to be consistent with theoretical prediction for the stabilization of micro-instabilities. Several kinds of micro-instabilities appear when directions of the diamagnetic drift and ∇B drift (B is the magnetic field strength) are in the same direction for trapped particles.^{7,8)} The velocity of the toroidal precession, v_ζ , can be expressed in terms of the radial derivative of the second adiabatic invariant J . The J is an invariant for a periodic bounce motion of a particle which is trapped in a magnetic mirror.⁹⁾ The stability condition for them is derived with scalar plasma pressure P as

$$\nabla P \cdot \nabla J > 0,$$

which is frequently called the maximum- J condition. This indicates that micro-instabilities can be stabilized if the direction of the toroidal precession of trapped particles is in favorable ($dJ/dr < 0$) direction. This condition can be realized such as by q (safety factor) profile control (such as reversed shear tokamaks),⁸⁾ plasma cross section control (such as ellipticity),¹⁰⁾ plasma diamagnetism¹¹⁾ and strong inhomogeneity of the radial electric field.¹²⁾ The experimental demonstration of significant increase of confinement time in a spherator¹³⁾ when trapped particles are localized in good curvature region is also considered as the remarkable example. The impacts of geometric parameters of magnetic configuration on micro-instabilities and turbulent transport have been investigated both in theoretical and experimental ways for axisymmetric configurations.

Quasi-axisymmetric (QA) stellarator configurations have been widely studied recently.¹⁴⁻¹⁷⁾ In this letter, maximum- J (or $dJ/dr < 0$) capability of a QA configuration is examined. The magnetic configurations in stellarators are mainly provided by the external coils rather than the plasma current. This gives a unique flexibility of configuration control which has not been realized in axisymmetric configurations. This feature is favorable to investigate the impact of magnetic configuration on turbulent transport in a controlled manner. It is noted that the importance of maximum- J condition for the design of helical systems (including stellarators) has already been pointed out about one decade ago.¹⁸⁾ Its quantitative evaluation is now available to a design of a QA stellarator.

This paper is organized as follows. Firstly, calculation method of J is simply explained. An example QA configuration (vacuum case) is evaluated from the viewpoint of maximum- J capability. External Controllability of maximum- J condition through the configuration control is also examined. Finally, summary is given.

The second adiabatic invariant J for trapped particles is defined as

$$J \equiv \oint v_{\parallel} dl,$$

where dl denotes the line element of a magnetic field line and the integral is performed over a bounce period. The calculation of J is performed by following guiding center of low energy trapped particles whose deviation from a magnetic field line is negligibly small. The guiding center equations¹⁹⁾ are expressed by use of the Boozer coordinates (ψ, θ, ζ) ²⁰⁾ with ψ being the normalized toroidal flux and $\theta(\zeta)$ the poloidal (toroidal) angle, respectively. The motion of the guiding center is defined by five variables $((\psi, \theta, \zeta)$ for the real space, v_{\parallel} and particle energy, W). Since the direction (sign) of the toroidal precession is the key for the stability condition, the W dependence is not important here so that particles with fixed W are considered. Also, the integral is performed along the particle trajectory so that one out of θ and ζ dependence is

omitted when the launching points of particles are specified. To obtain the radial profile of J , tracer particles which are to be reflected at the same B are launched from $\theta = 0$. This is the location where the toroidicity-induced magnetic ripple gives the deepest well (the minimum of B on a flux surface). The launching points are distributed in (ψ, ζ) plane and (ψ, ζ) dependence of J is analyzed (ζ dependence must be kept due to the non-axisymmetry of B). The particle energy is $W = 10$ eV for configurations with $B_0 = 1$ T and $R_0 = 2$ m. Here B_0 is the magnetic field strength on the magnetic axis and R_0 the geometrical major radius of a device. The initial parallel velocity, $v_{||,st}$, is defined as

$$v_{||,st} = \sqrt{2 \frac{W}{m} \left(1 - \frac{B_{st}}{B_{ref}} \right)},$$

where $B_{st}(B_{ref})$ is the magnetic field strength (normalized with B_0) at the initial (bounce) point and m the particle mass.

An example QA configuration with the toroidal field period number (M) of 2 is considered in this paper after Ref. 16) The aspect ratio of this particular configuration is about 4.3. The rotational transform lies between 0.37 and 0.4 with the slight increase towards the edge. The several non-axisymmetric components of B appears near the edge with a few percent of the uniform magnetic field. Figure 1 shows contours of J on $(r/a, \zeta_N)$ plane (only the half of the toroidal period due to the symmetry with respect to $\zeta_N = 0.5$) for $B_{ref} = 1.0$ case. The r/a is the label of the plasma radius which is normalized by the minor radius of a plasma (a) and ζ_N the toroidal angle normalized with the angle of one period ($2\pi/M$). It shows the significantly unique feature compared to axisymmetric tokamak cases. That is, the existence of local maximum of J , which gives favorable $dJ/dr < 0$ in the outer radius. This is created by the decrease of J in the edge region. In the following, this unique feature is considered based on magnetic field structure and tracer particle trajectories.

Figure 2 shows contours of the measure of the toroidal inhomogeneity of B , $\gamma \equiv (1/B)(\partial B/\partial \zeta)$, on magnetic surfaces ($-0.25 \leq \theta_N \leq 0.25$ for 2 toroidal periods) at two radii. The trajectories (bold straight lines) of particles launched from $\zeta_N = 0$ and 0.5 on each surface are also shown. The contours of $\gamma = 0$ are shown by broken curves and interval of contours is 2.5 %. The region with $\gamma > 0 (< 0)$ indicates that B increases (decreases) as ζ_N is increased. This contour is valuable to clarify the contribution from non-axisymmetry of B to $v_{||}$ through the conservation of magnetic moment. The magnetic moment is an adiabatic invariant associated with the circular current due to the cyclotron motion of a gyrating particle. It is seen that the toroidal inhomogeneity of B is enhanced as r/a is increased (compare the hatched region with $\gamma > 5\%$). The non-axisymmetry of B gives rise to a localized region with enhanced γ . The particle which is launched from $\zeta_N = 0.5$ passes this region with enhanced $\gamma > 0$ in their initial and final phase of motion. This is more pronounced for outer radius and J becomes smaller compared to that of inner radius by reducing $v_{||}$

largely. This feature is unique in QA stellarators, which can be utilized as the new way to establish favorable $dJ/dr < 0$ region (drift reversal). It is noted that the non-axisymmetric contribution is less influential for particles which are launched from $\zeta_N = 0$ because they go through a region with smaller γ (cf., Fig. 2). This gives monotonous increase of J towards the edge for $\zeta_N \sim 0$.

It is important to have the controllability of maximum- J so that externally controlled experiments are possible. A proposed QA stellarator device has several kinds of coils such as main modular coils, auxiliary coils and vertical field coils to control properties of magnetic configurations (see¹⁶⁾ for details). Here, the controllability of maximum- J region is examined by taking an inward-shifted configuration as an example. Figure 3 shows contours of J on $(r/a, \zeta_N)$ plane for $B_{ref} = 1.0$ case (vacuum case). The local maximum of J shifts towards the edge and maximum- J region (hatched) is shrunk as compared to that shown in Fig. 1. This is because the non-axisymmetry of B is weakened in an inward-shifted configuration. Thus, external controllability of maximum- J region through magnetic configuration control is demonstrated. This enhances attractiveness and significance of experiments of a QA stellarator to investigate improved confinement.

The maximum- J capability has been investigated in a quasi-axisymmetric (QA) stellarator configuration to investigate improved confinement through the possibility of turbulent transport suppression realized by the drift reversal. The local maximum of J is created to give favorable $dJ/dr < 0$, which is due to the non-axisymmetry of B . This is the new way to realize the drift reversal, which is not the case in axisymmetric configurations. External controllability of maximum- J region through magnetic configuration control is also demonstrated. This allows us the systematic study for the impact of magnetic configuration on turbulent transport.

Finally, it is noted that the results in this paper have been obtained in an example QA configuration. A similar maximum- J property has been found in a few other example.^{21,22)} It is the very interesting subject to examine other QA configurations to investigate whether the maximum- J capability holds in general in QA configurations. The maximum- J capability of present stellarator/heliotrons should also be the interesting subject to consider the possibility of drift reversal in a wide range of helical configurations.

Acknowledgements

The one of authors (M.Y.) gratefully acknowledges productive and fruitful discussions with Prof. J. Nührenberg. This work has been supported by grant-in-aid from the Ministry of Education, Culture, Sports, Science, and Technology (Monbukagakusho), Japan.

- 1) F.M. Levinton *et al.*, Phys. Rev. Lett. **75**, 4417 (1995).
- 2) E.J. Strait *et al.*, Phys. Rev. Lett. **75**, 4421 (1995).
- 3) T. Fujita *et al.*, in Plasma Physics and Controlled Nuclear Fusion Research, Proceedings of the 16th International Conference, Montreal (International Atomic Energy Agency, Vienna, 1997), Vol.1, p.227.

- 4) V. S. Chan *et al.*, *ibid.*, p.95.
- 5) A. Fujisawa *et al.*, *Phys. Rev. Letter.* **82**, 2669 (1999).
- 6) K. Itoh, S.-I. Itoh and A. Fukuyama, *Transport and Structural Formation in Plasmas* (Institute of Physics Publishing, Bristol and Philadelphia, 1999)
- 7) H. P. Furth and M. N. Rosenbluth, in *Plasma Physics and Controlled Nuclear Fusion Research*, Proceedings of the 3rd International Conference, Novosibirsk (International Atomic Energy Agency, Vienna, 1969), Vol.1, p.821.
- 8) B. B. Kadomtsev and O. P. Pogutse, *Reviews of Plasma Physics*, Vol.5 (ed. Consultants Bureau, New York - London, 1970) p.249.
- 9) L. Spitzer Jr., *Physics of Fully Ionized Gases* (Interscience, New York, 1958).
- 10) A. H. Glasser, E. A. Frieman and S. Yoshikawa, *Phys. Fluids* **17**, 181 (1974).
- 11) M. Rosenbluth and M. L. Sloan, *Phys. Fluids* **14**, 1725 (1971).
- 12) S.-I. Itoh and K. Itoh, *J. Phys. Soc. Japan* **59**, 3815 (1990).
- 13) S. Yoshikawa, *Nucl. Fusion* **13**, 433 (1973).
- 14) J. Nührenberg, W. Lotz and S. Gori, *Theory of Fusion Plasmas 1994*, Proceedings of Workshop Varenna, (Editrice Compositori, Bologna, 1995) p.3.
- 15) P. R. Garabedian, *Phys. Plasmas* **3**, 2483 (1996).
- 16) S. Okamura *et al.*, IAEA-CN-77/ICP/16, in 18th Fusion Energy Conference, Sorrento, Italy (2000).
- 17) G. H. Neilson *et al.*, *Phys. Plasmas* **7**, 1911 (2000).
- 18) S.-I. Itoh, *Comments Plasma Phys. Control. Fusion* **12**, 133 (1989).
- 19) R. Fowler *et al.*, *Phys. Fluids* **28**, 338 (1985).
- 20) A. H. Boozer, *Phys. Fluids* **23**, 904 (1980).
- 21) N. Nakajima, M. Yokoyama, M. Okamoto and J. Nührenberg, *Plasma Phys. Report* **23**, 460 (1997).
- 22) S. Gori, J. Nührenberg and R. Zille, *Proc. 12th Int. Workshop on Stellarators* (Madison) (1999) (see [http : //hsza.ece.wisc.edu](http://hsza.ece.wisc.edu)).

Fig. 1. Contours of J on $(r/a, \zeta_N)$ plane for $B_{ref} = 1.0$ for a QA configuration (vacuum). The tracer particles are launched from $\theta_N = 0$. The region of (local) minimum and maximum are indicated with "Min" and "Max", and region with favorable $dJ/dr < 0$ is hatched.

Fig. 2. Contours of $\gamma \equiv (1/B)(\partial B/\partial \zeta)$ on (ζ_N, θ_N) plane ($-0.25 \leq \theta_N \leq 0.25$ for 2 toroidal periods) at $r/a = 0.6$ and 0.9 . The outside of a torus corresponds to $\theta_N = 0$. The contours of $\gamma = 0$ are shown by broken curves and interval of contours is 2.5 %. The region with $\gamma > 5\%$ is hatched. Trajectories of tracer particles launched from $\zeta_N = 0$ and 0.5 are also shown by bold straight lines.

Fig. 3. Contours of J on $(r/a, \zeta_N)$ plane for $B_{ref} = 1.0$ for an inward-shifted QA configuration (vacuum).

Fig.1

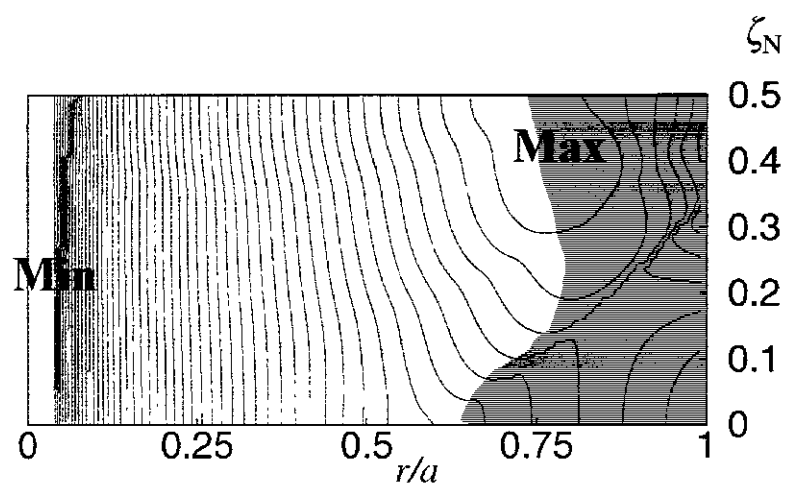


Fig.2

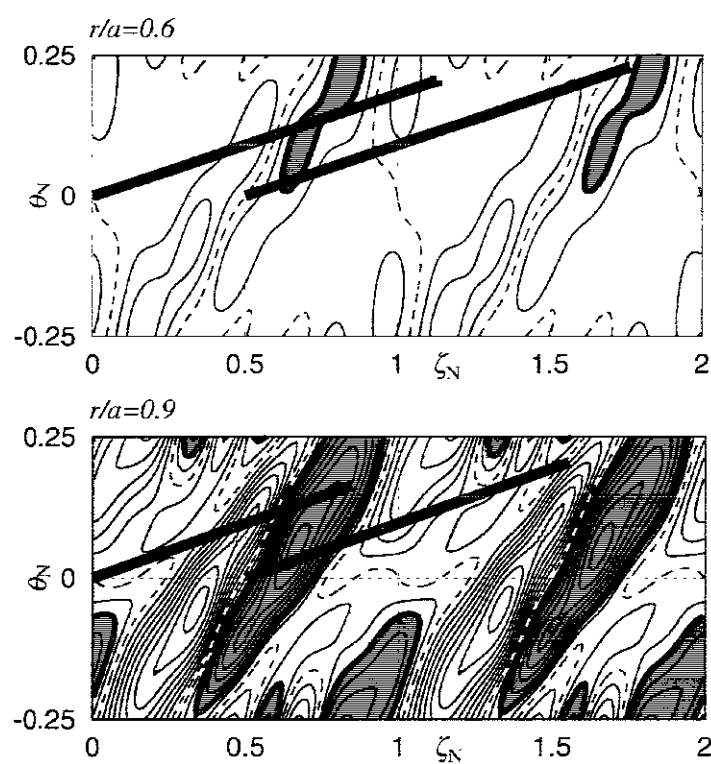
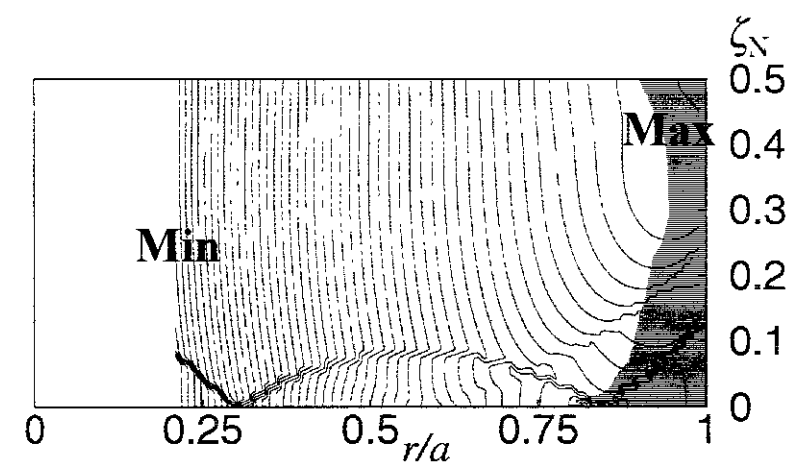


Fig.3



Recent Issues of NIFS Series

- NIFS-671 K Ohkubo, S Kubo, H Idoi, I Shimoizuma, Y Yoshimura, F Leuterer, M Sato and Y Takita.
Analysis of Oversized Sliding Waveguide by Mode Matching and Multi-Mode Network Theory Dec 2000
- NIFS-672 C Das, S Kida and S Goto
Overall Self-Similar Decay of Two-Dimensional Turbulence Dec 2000
- NIFS-673 L A Bureeva, I Kato, VS Lisitsa and C Namba.
Quasiclassical Representation of Autoionization Decay Rates in Parabolic Coordinates Dec 2000
- NIFS-674 L A Bureeva, VS Lisitsa and C Namba.
Radiative Cascade Due to Dielectronic Recombination Dec 2000
- NIFS-675 M F Heyn, S V Kasilof, W Kernbichler, K Matsuoka, V V Nemov, S Okamura, O S Pavlichenko,
Configurational Effects on Low Collision Plasma Confinement in CHS Heliotron/Torsatron, Jan 2001
- NIFS-676 K Itoh,
A Prospect at 11th International Toki Conference - Plasma physics, quo vadis? Jan 2001
- NIFS-677 S Satake, H Sugama, M Okamoto and M Wakatani.
Classification of Particle Orbits near the Magnetic Axis in a Tokamak by Using Constants of Motion, Jan 2001
- NIFS-678 M Tanaka and A Yu Grosberg
Giant Charge Inversion of a Macroion Due to Multivalent Counterions and Monovalent Coions Molecular Dynamics Studyn, Jan 2001
- NIFS-679 K Akaishi, M Nakasuga, H Suzuki, M Ima, N Suzuki, A Komori, O Motojima and Vacuum Engineering Group.
Simulation by a Diffusion Model for the Variation of Hydrogen Pressure with Time between Hydrogen Discharge Shots in LHD, Feb 2001
- NIFS-680 A Yoshizawa, N Yokoi, S Nisizima, S-I Itoh and K Itoh
Variational Approach to a Turbulent Swirling Pipe Flow with the Aid of Helicity, Feb 2001
- NIFS-681 Alexander A Shishkin
Estafette of Drift Resonances, Stochasticity and Control of Particle Motion in a Toroidal Magnetic Trap, Feb 2001
- NIFS-682 H Momota and G H Miley,
Virtual Cathode in a Spherical Inertial Electrostatic Confinement Device, Feb 2001
- NIFS-683 K Saito, R Kumazawa, T Mutoh, T Seki, T Watari, Y Torii, D A Hartmann, Y Zhao, A Fukuyama, F Shimo, G Nomura, M Yokota, M Sasao, M Isobe, M Osakabe, T Ozaki, K Narihara, Y Nagayama, S Inagaki, K Itoh, S Morita, A V Krasilnikov, K Ohkubo, M Sato, S Kubo, T Shimoizuma, H Idoi, Y Yoshimura, O Kaneko, Y Takeiri, Y Oka, K Tsumori, K Ikeda, A Komori, H Yamada, H Funaba, K Y Watanabe, S Sakakibara, M Shoji, R Sakamoto, J Miyazawa, K Tanaka, B J Peterson, N Ashikawa, S Murakami, T Minami, S Ohakachi, S Yamamoto, S Kado, H Sasao, H Suzuki, K Kawahata, P deVries, M Emoto, H Nakanishi, T Kobuchi, N Inoue, N Ohyabu, Y Nakamura, S Masuzaki, S Muto, K Sato, T Morigaki, M Yokoyama, T Watanabe, M Goto, I Yamada, K Ida, T Tokuzawa, N Noda, S Yamaguchi, K Akaishi, A Sagara, K Toi, K Nishimura, K Yamazaki, S Sudo, Y Hamada, O Motojima, M Fujiwara,
Ion and Electron Heating in ICRF Heating Experiments on LHD Mar 2001
- NIFS-684 S Kida and S Goto,
Line Statistics Stretching Rate of Passive Lines in Turbulence Mar 2001
- NIFS-685 R Tanaka, T Nakamura and T Yabe,
Exactly Conservative Semi-Lagrangian Scheme (CIP-CSL) in One-Dimension Mar 2001
- NIFS-686 S Toda and K Itoh,
Analysis of Structure and Transition of Radial Electric Field in Helical Systems Mar 2001
- NIFS-687 T Kuroda and H Sugama
Effects of Multiple-Helicity Fields on Ion Temperature Gradient Modes Apr 2001
- NIFS-688 M Tanaka,
The Origins of Electrical Resistivity in Magnetic Reconnection Studies by 2D and 3D Macro Particle Simulations Apr 2001
- NIFS-689 A Maluckov, N Nakajima, M Okamoto, S Murakami and R Kanno,
Statistical Properties of the Neoclassical Radial Diffusion in a Tokamak Equilibrium Apr 2001
- NIFS-690 Y Matsumoto, T Nagaura, Y Itoh, S-I Oikawa and T Watanabe,
LHD Type Proton-Boron Reactor and the Control of its Peripheral Potential Structure Apr 2001
- NIFS-691 A Yoshizawa, S-I Itoh, K Itoh and N Yokoi
Turbulence Theories and Modelling of Fluids and Plasmas Apr 2001
- NIFS-692 K Ichiguchi, T Nishimura, N Nakajima, M Okamoto, S-I Oikawa, M Itagaki,
Effects of Net Toroidal Current Profile on Mercier Criterion in Heliotron Plasma Apr 2001
- NIFS-693 W Pei, R Horuchi and T Sato
Long Time Scale Evolution of Collisionless Driven Reconnection in a Two-Dimensional Open System; Apr 2001
- NIFS-694 I N Vyachenslavov, K Tanaka, K Kawahata,
CO₂ Laser Diagnostics for Measurements of the Plasma Density Profile and Plasma Density Fluctuations on LHD Apr 2001
- NIFS-695 T Ohkawa,
Spin Dependent Transport in Magnetically Confined Plasma, May 2001
- NIFS-696 M Yokoyama, K Ida, H Sanuki, K Itoh, K Narihara, K Tanaka, K Kawahata, N Ohyabu and LHD experimental group
Analysis of Radial Electric Field in LHD towards Improved Confinement, May 2001
- NIFS-697 M Yokoyama, K Itoh, S Okamura, K Matsuoka, S -I. Itoh,
Maximum-J Capability in a Quasi-Axisymmetric Stellarator, May 2001