

§60. ECCD Experiments Using 84 GHz and 77 GHz EC-Waves

Yoshimura, Y., Kubo, S., Shimozuma, T., Igami, H., Takahashi, H., Ito, S., Kobayashi, S., Mizuno, Y., Okada, K., Takita, Y., Mutoh, T., Watanabe, K.Y., Motojima, G., Sakakibara, S., Nagasaki, K. (Kyoto Univ.)

The current diffusion time (that is, L/R time where L denotes plasma inductance and R plasma resistance, respectively) of LHD plasmas is rather long, typically a few seconds. To evaluate plasma current precisely, it is necessary to perform long-pulse discharges in which the plasma current is well saturated. An example of such long-pulse ECCD experiment using an 84 GHz / CW gyrotron though the available power of it is rather low, 0.1 MW, is shown in Fig. 1. The magnetic configuration was $R_{ax}=3.75$ m and $B_{ax}=1.478$ T. B_{ax} setting was slightly lowered from the second harmonic resonance field for the frequency of 84 GHz, 1.5 T, to achieve on-axis power deposition considering the effect of Doppler-shift in the case of oblique EC-wave beam injection. The plasma was generated with an 82.7 GHz / 220 kW / 300 ms pulse and then the plasma was sustained with an 84 GHz / 100 kW / 8 s pulse. Here the 100 kW power for ECCD was injected in right-hand circular polarization aiming at the magnetic axis. The parallel fraction of beam direction $N_{||}$ to the toroidal magnetic field was 0.27. After the plasma generation the plasma current I_p continuously increases for ~ 5 s and shows saturation at the end of the discharge. An exponential saturation fitting shown in Fig. 1 with a bold gray curve well represents the experimentally obtained I_p , and the fitting gives a saturation time-constant of 2.3 s for the discharge.

To clarify the $N_{||}$ dependence of EC-driven current, $N_{||}$ was varied keeping the pulse length at 8 s. As seen in Fig. 2, the total plasma current changes its direction according to the change of the sign of $N_{||}$, and the direction agrees with the prediction from the Fisch-Boozer theory in the case of the beam injection from low-field side. From this plot, it is known that the bootstrap current of these plasmas are supposed to be ~ 1 kA and that the EC-driven currents over 5 kA flow in both the co- and counter-directions.

ECCD by use of high-power, long-pulse 77 GHz gyrotron was also tried. The 77 GHz EC-wave injected with 2-O antenna at an outside horizontal port was used because a wide range of beam injection direction was available with this antenna. The 77 GHz / 1 MW / 600 ms pulses were applied from 2.65 s to after-glow plasmas. The counter-NB injected until 2.3 s sustains the plasmas ($R_{ax}=3.75$ m and $B_{ax}=1.393$ T) and generates large current of about -20 kA. After the termination of counter-NB, $|I_p|$ decreases until the start of EC-wave injection. With small or excess $N_{||}$, the decrease in $|I_p|$ just stops while with $N_{||}$ of -0.38, $|I_p|$ increases again. Though the magnetic field setting in the experiment was not appropriate for 2nd

harmonic ECCD by 77 GHz wave, significant EC-driven current of ~ 2 kA was observed. In the next experimental campaign, optimization of ECCD by 77 GHz wave will be performed.

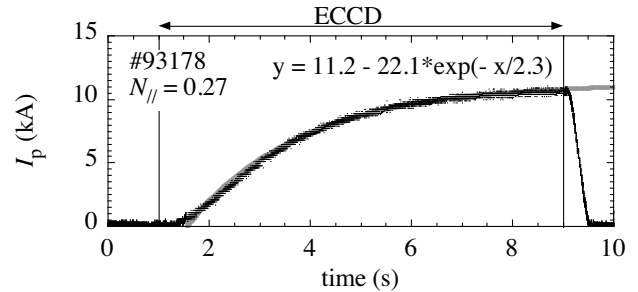


Fig. 1 A waveform of plasma current in a long-pulse ECCD discharge with the pulse length of 8 s.

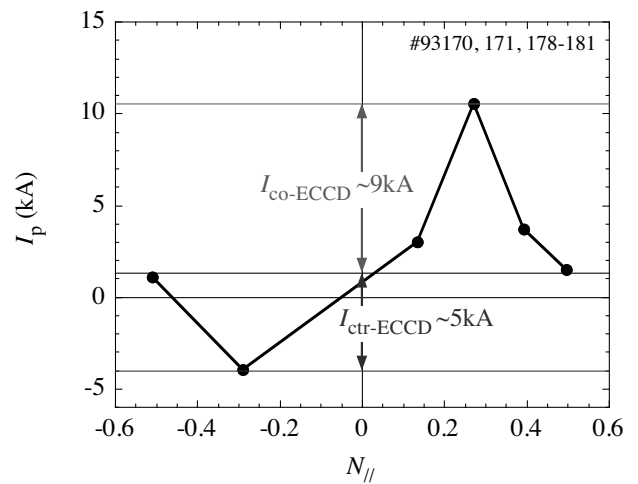


Fig. 2 Dependence of saturated plasma current on EC-wave beam direction $N_{||}$ obtained with 8 s discharges.

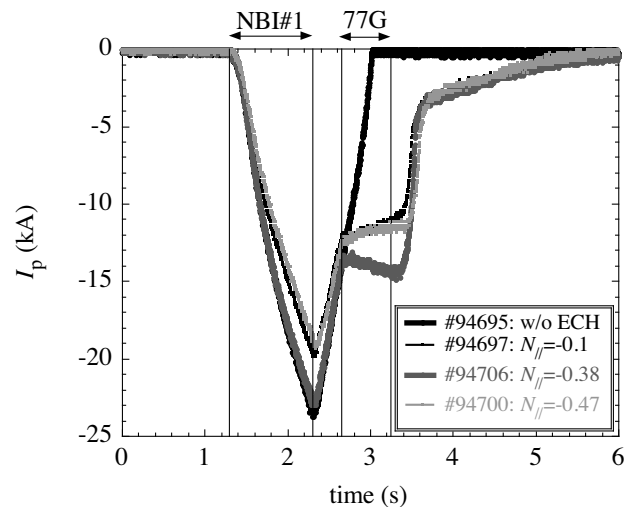


Fig. 3 Change of plasma current by application of high-power 77 GHz EC wave.