

§10. Theoretical Study for Clarification of Self-organization in a Low-aspect-ratio RFP

Sanpei, A., Fujita, S., Masamune, S., Ikezoe, R., Onchi, T., Oki, K., Konishi, Y., Sugihara, M. (Kyoto Inst. Tech.),
Kondoh, Y., Takahashi, T., Okano, M., Fukasawa, T. (Gunma Univ.),
Mizuguchi, N.

We have been carrying out direct numerical simulations¹⁾ of the fully three-dimensional, nonlinear magnetohydrodynamics (MHD) equations in a low aspect ratio (A) reversed field pinch (RFP) plasma. One of our research purposes is analysis of MHD properties of low- A RFP. In this study, all calculations assume the following parameters of the low- A RFP device, REversed field pinch of Low Aspect eXperiment (RELAX):²⁾ $R/a = 0.51$ [m]/ 0.25 [m], $A = 2$. The device is operated with a 4 mm SS vacuum vessel (field penetration time $\tau_w < 3$ ms), where R is the major radius and a is the minor radius. In the RELAX experiment, growth of fluctuations is considered to be dominated by kink mode $m = 1$. The toroidal mode spectrum is narrowed by reducing the toroidal field reversal, and the Quasi Single Helicity (QSH) state tends to be realized in shallow reversal discharges³⁾.

Here we report our numerical results obtained by a MHD simulation. An initial condition has been provided by equilibrium reconstruction code from several external diagnostics on RELAX⁴⁾. We adopt resistivity η , the viscosity μ , and the isotropic heat conductivity κ , are assumed to be uniform. The simulations with these parameters are carried out for a set of the grid points, $153 \times 128 \times 153$. The simulation starts from a linearly unstable configuration which causes initial tiny perturbations to grow spontaneously. The perturbation is introduced on the plasma velocity field at $t = 0\tau_A$ as a random white noise.

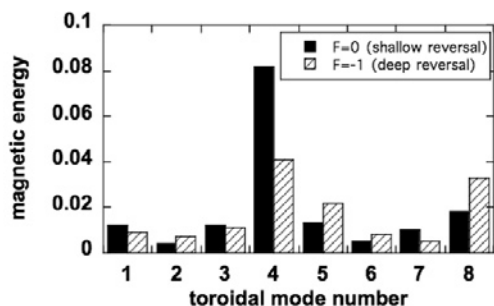


Fig. 1: The mode spectrum at $t = 150 \tau_A$.

Dependence of the mode spectrum on initial distribution is shown in Fig. 1. This mode spectrum obtained

when after the relaxation event, which occurs $t = 60\tau_A$. In the shallow reversal case, growth of single mode (QSH) is observed. This computational result is consistent with experimental result³⁾. Figure 2 shows an equi-pressure surface at $t = 150\tau_A$ in shallow reversal discharge. A helical deformation ($m=1/n=4$) is observed. This helical deformation will remain in the later stage.




Fig. 2: The equi-pressure surface at $t = 150 \tau_A$. The $m = 1 / n = 4$ helical deformation is observed.

Next, the dependence of the spectral index N_s on Hartmann number $H = (\mu\eta)^{-0.5}$ is examined. When a single mode is excited, N_s becomes 1. The N_s is plotted as a function of H in Fig. 3. Transition QSH to Multi Helicity (MH) state by increasing H is observed. Such transition by increasing H has been observed in Ref⁵⁾. More detail comparison remains as a future work.

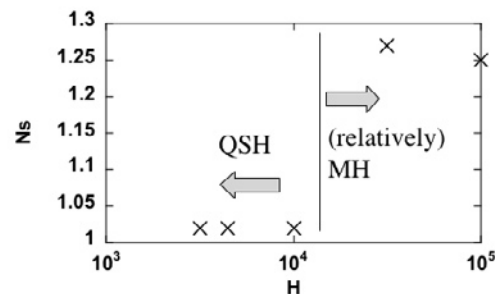


Fig. 3: Dependence of N_s on H . Transition QSH to MH state by increasing H is observed.

- 1) N. Mizuguchi *et al.*, Phys. Plasmas, **7** (No.3) (2000) 940.
- 2) S. Masamune *et al.*, J. Phys. Soc. Jpn. **76** (No.12) (2007) 123501.
- 3) R. Ikezoe *et al.*, Proc. 35th EPS Conf. on Plasma Phys (2008) P4.067.
- 4) A. Sanpei *et al.*, J. Phys. Soc. Jpn. **78** (No.1) (2009) 013501.
- 5) S. Cappello *et al.*, Phys. Rev. Lett., **85** (2000) 3838.